

The Impact of School-Level Instructional Support
in English and Language Arts

MEAP Performance of Selected
Flint Community Schools
2003-04 to 2005-06

A Report Prepared for Perry & Associates, Inc

by

The Busara Group, LLC

Perry and Associates

Flint schools, ELA MEAP scores, 2004-2006

Overall Summary

Perry & Associates provided support for English Languages Arts instruction to 20 schools in Flint from 2003-04 through 2005-06: 16 elementary schools, three middle schools, and one K-8 school (McKinley). This report examines grade 4 or grade 7 MEAP performance data for those 20 schools from the exams administered in January 2004, January 2005 and October 2005. Each page in this report summarizes the performance of each of the schools (with two reports for McKinley, one for grade 4, one for grade 7). A school's summary includes the following data for the three relevant portions of the MEAP – overall ELA, Reading and Writing.

- Bar graphs showing the percent of students scoring in each MEAP category (Apprentice, Basic, Met, Exceeded) in ELA, Reading and Writing
- Adjacent to each bar graph, the percentage of students deemed proficient for each year (defined as having met or exceeded the grade level standard)

Summarizing across all 20 schools, what is apparent is that from 2003-04 through 2005-06, the performance of students in most of the schools Perry & Associates supported improved impressively in ELA. Improvement was apparent, but less impressive in Reading. There was considerable improvement over that time period in writing in grade 7. Specifically, this analysis revealed the following changes from 2003-04 to 2005-06:

- The percentage of fourth grade students proficient in ELA increased in 14 of the 17 schools which Perry & Associates were supporting.
- In 10 of those schools the percentage of fourth grade students proficient in ELA more than doubled.
- The percentage of grade 7 students proficient in ELA increased in the 4 middle schools which Perry & Associates were supporting, and in 2 of those schools, the percentage of seventh graders proficient in ELA more than doubled.
- In 10 of 17 schools the percentage of fourth grade students proficient in reading increased.
- In 2 of 4 schools, the percentage of seventh grade students proficient in reading more than doubled.
- Only three schools had increases in the percentage of fourth graders proficient in writing.
- In all 4 middle schools the percentage of seventh graders proficient in writing increased dramatically.

The table on page two of this report shows the percentage change in MEAP proficiency for each school.

Interpreting these data is complicated by the fact that during for the 2005-06 school year the MEAP was moved to the Fall semester for the first time. A truer picture of the performance of students who benefited from the support their schools received during that school year may only be apparent on the exam given in the fall of the 2006-07 school year.

Perry and Associates

Flint schools, ELA MEAP scores, 2004-2006

Percentage Change in the Percent of Students Proficient in Each Area

| GRADE 4 | % Change 2003-04 to 2005-06 | | |
|-----------------------|-----------------------------|---------|---------|
| | ELA | Reading | Writing |
| Bryant Elementary | 193% | 50% | -11% |
| Bunche | 178% | 15% | -13% |
| Carpenter Road | 129% | 4% | -17% |
| Civic Park | 194% | 50% | 90% |
| Cummings Elementary | 417% | -45% | -29% |
| Durant Tuuri Mott | 387% | -8% | -62% |
| Eisenhower | 258% | 33% | -20% |
| Freeman | -39% | -30% | -76% |
| Gundry | 179% | 24% | 24% |
| McKinley Elementary | 73% | -15% | -35% |
| Neithercut Elementary | 88% | -5% | -57% |
| Potter | 66% | 21% | -26% |
| Scott | -11% | -1% | -46% |
| Stewart | 358% | 273% | 149% |
| Summerfield | 2% | 11% | -28% |
| Washington | 198% | 6% | -11% |
| Wilkins | 0% | -13% | -55% |
| GRADE 7 | | | |
| Holmes | 95% | 53% | 227% |
| Longfellow | 195% | 177% | 189% |
| McKinley | 107% | 113% | 44% |
| Whittier | 50% | 36% | 47% |

Perry and Associates

Flint schools, ELA MEAP scores, 2004-2006

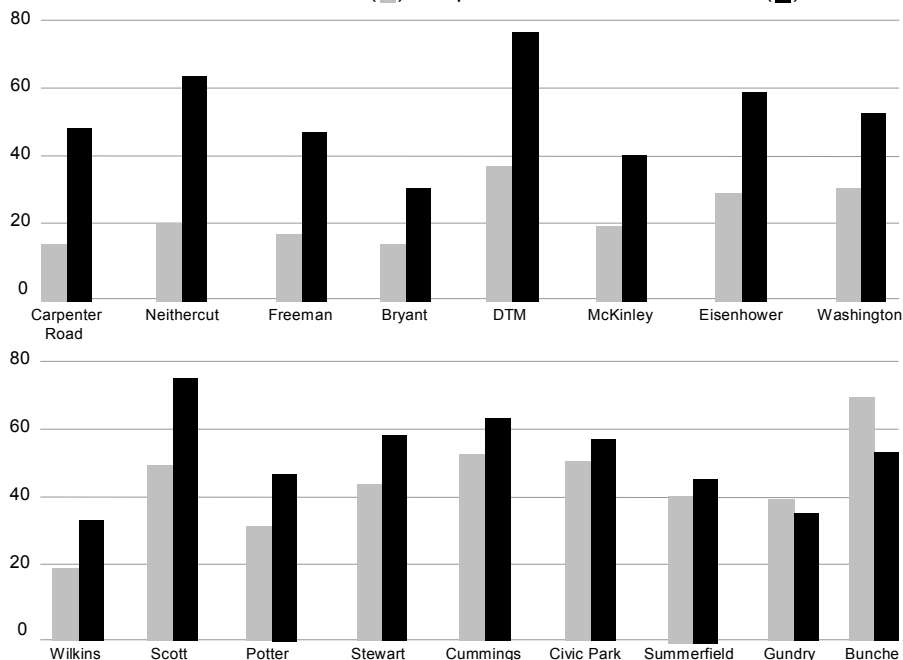
Focus on Student Improvement in Writing

In 2005-06, Perry & Associates worked with Flint Community Schools to improve instruction in writing. In order to make a preliminary assessment of the impact of district's writing initiative we looked at data on student performance in writing on the MEAP for two consecutive years. We compared fourth grade scores on the 2004-05 MEAP (administered in January 2005), to fifth grade scores on the 2005-06 MEAP (administered in October 2005) to see whether the same cohort of students improved their performance in writing from one year to the next.

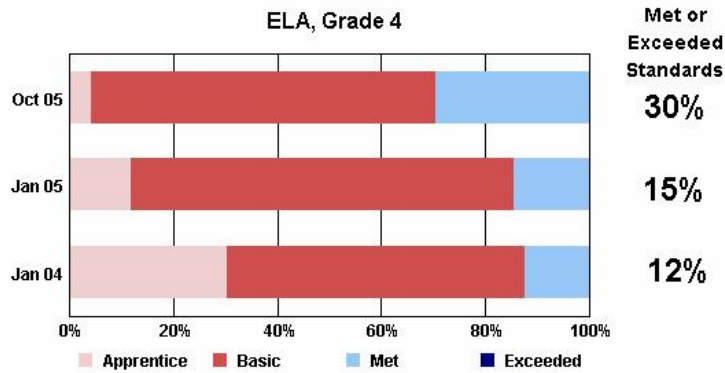
The movement of the MEAP to October in 2005-06 meant that students were being evaluated after only two months of instruction, during which a survey of teachers showed that 94% of elementary and 95% of middle school teachers reported implementing the writing initiative. In 15 of the 17 schools receiving direct assistance from Perry & Associates, a greater percentage of students met or exceed the grade level standards in the fifth grade in 2005-06 than did in the fourth grade the previous year. Many schools had a large percentage increase in the percentage of students meeting or exceeding grade level standards from Grade 4 to Grade 5. We cannot say whether this increase is due to the implementation of the writing initiative, the district-wide focus on literacy, or the support provided by Perry & Associates. It is most likely that a combination of these factors was beginning to payoff in a significant way for these schools.

| | % Meeting or Exceeding | | |
|-------------------|------------------------|--------------------|--------|
| | Grade 4 2004-05 | Grade 5 2005-06 | % diff |
| Carpenter Road | 17 | 51 | 202% |
| Neithercut | 23 | 67 | 189% |
| Freeman | 20 | 50 | 150% |
| Bryant | 17 | 34 | 100% |
| Durant Tuuri Mott | 40 | 80 | 99% |
| McKinley | 23 | 43 | 92% |
| Eisenhower | 32 | 62 | 91% |
| Washington | 34 | 56 | 66% |
| Wilkins | 22 | 36 | 64% |
| Scott | 52 | 77 | 49% |
| Potter | 34 | 49 | 46% |
| Stewart | 46 | 61 | 31% |
| Cummings | 55 | 66 | 20% |
| Civic Park | 53 | 60 | 13% |
| Summerfield | 44 | 49 | 11% |
| Gundry | 42 | 38 | -10% |
| Bunche | 72 | 56 | -22% |

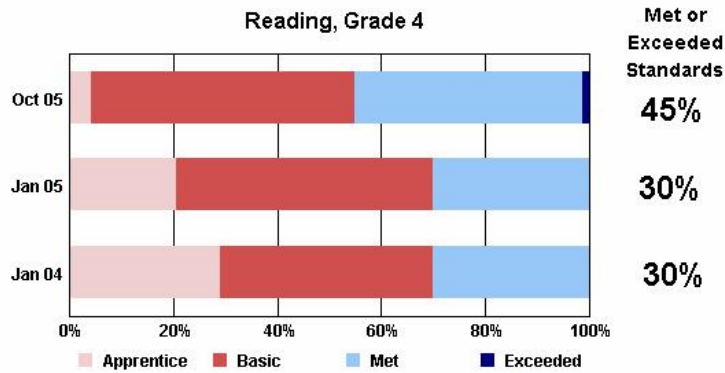
Percentage of Students Meeting or Exceeding Grade Level Standards for Grade 4 in 2004-05 (■) compared to Grade 5 in 2005-06 (■)



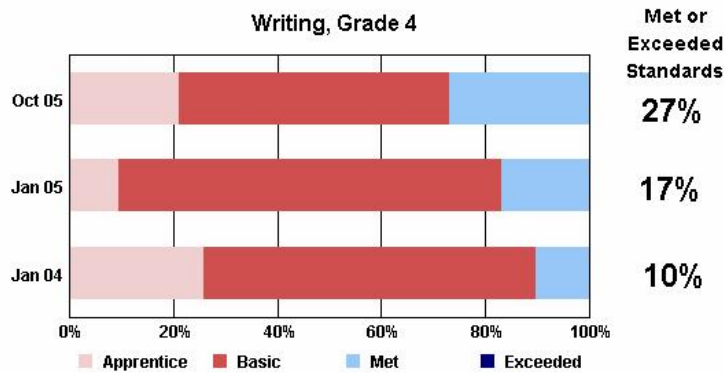
ELA



Reading



Writing

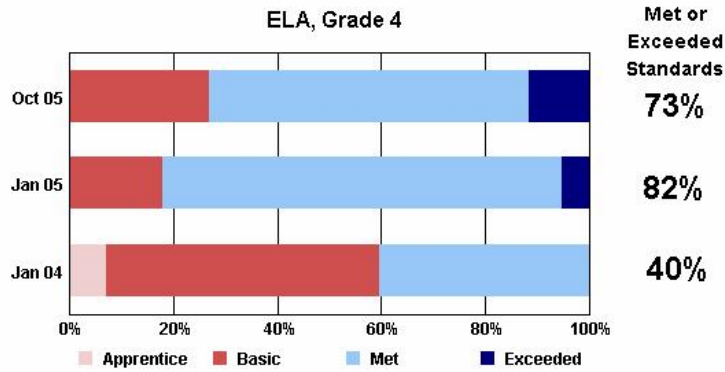


Perry and Associates

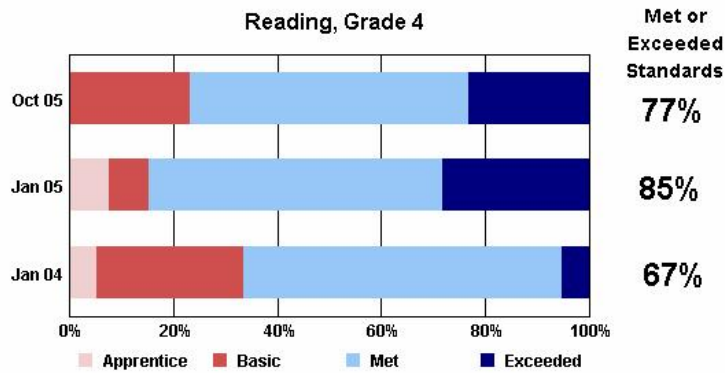
Flint schools, ELA MEAP scores, 2004-2006

Bunche—Grade 4

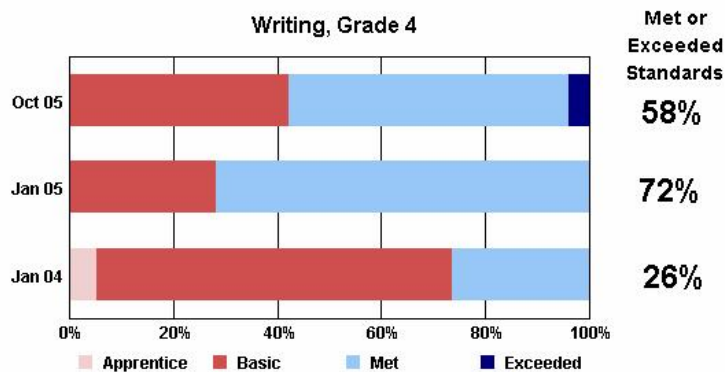
ELA



Reading



Writing

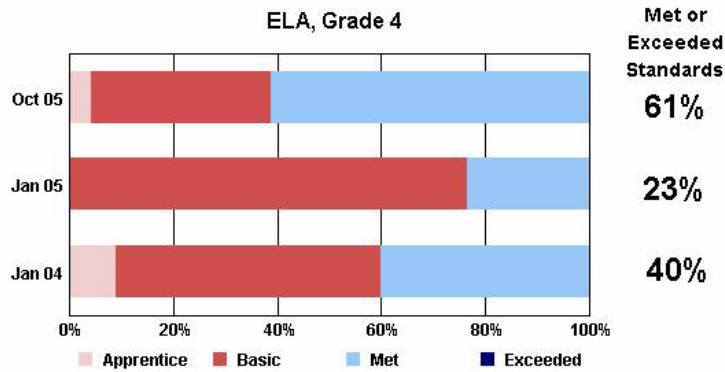


Perry and Associates

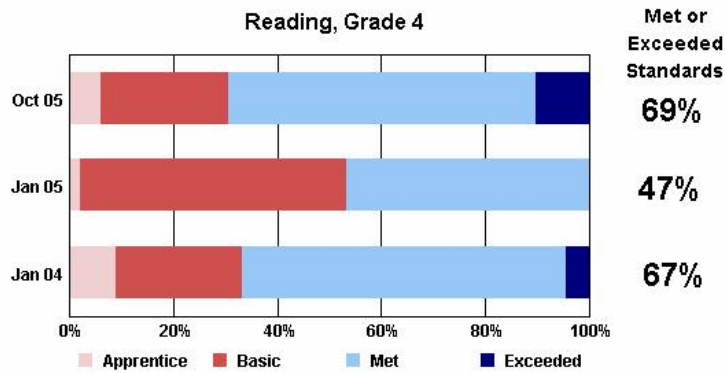
Flint schools, ELA MEAP scores, 2004-2006

Carpenter Rd—Grade 4

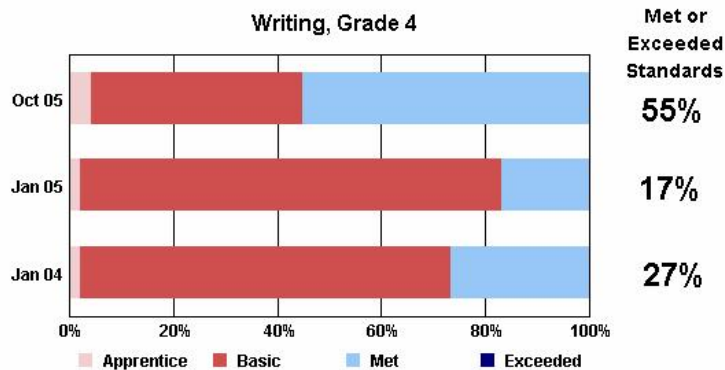
ELA



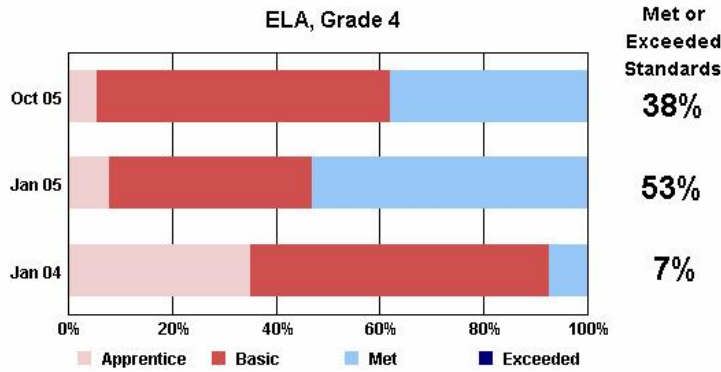
Reading



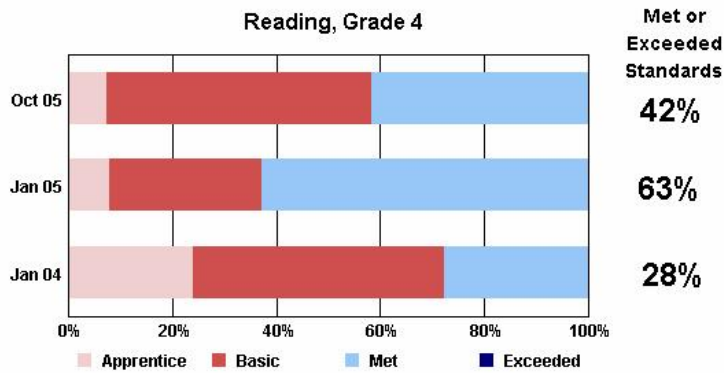
Writing



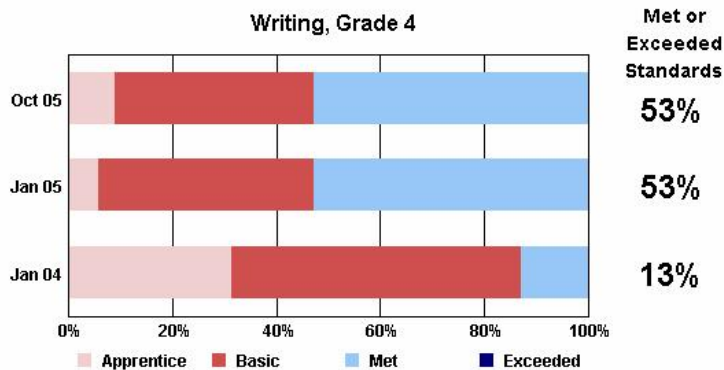
ELA



Reading



Writing

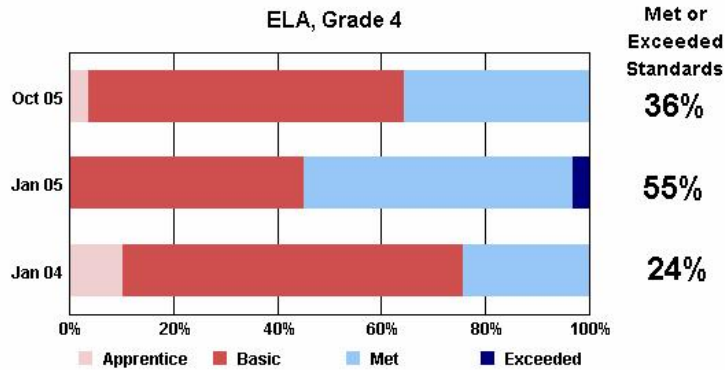


Perry and Associates

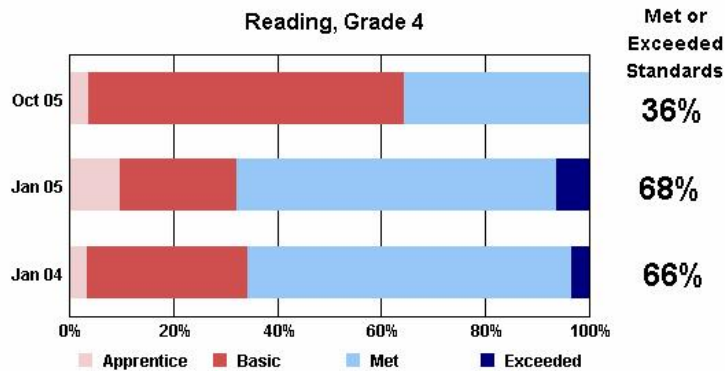
Flint schools, ELA MEAP scores, 2004-2006

Cummings—Grade 4

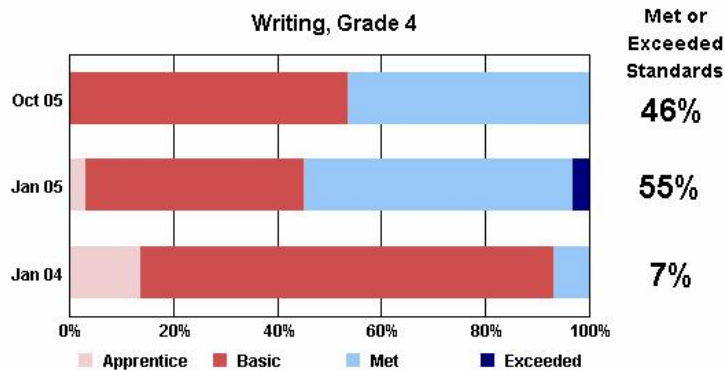
ELA



Reading



Writing

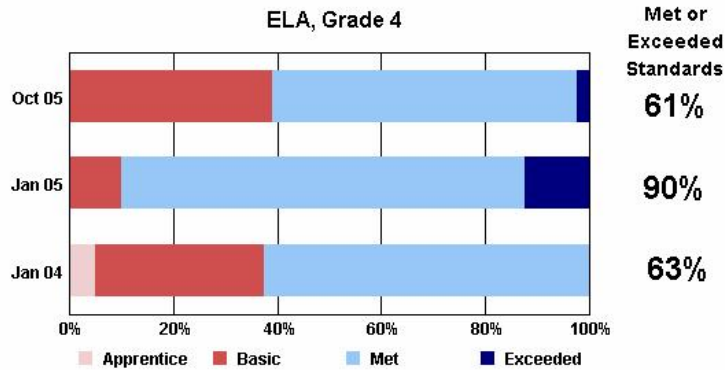


Perry and Associates

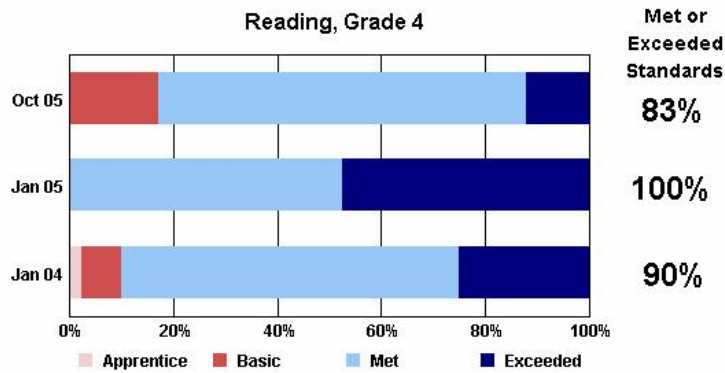
Flint schools, ELA MEAP scores, 2004-2006

Durant-Tuuri-Mott—Grade 4

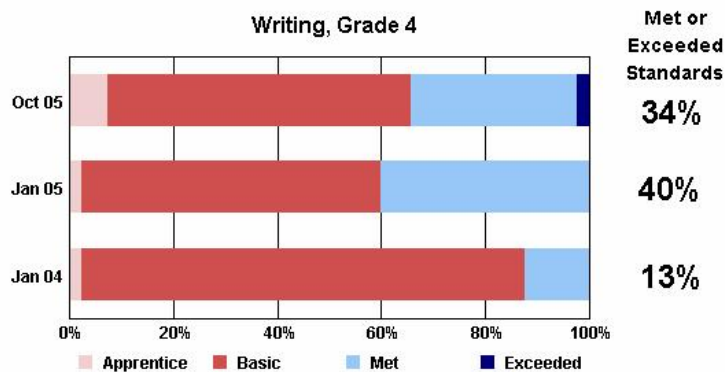
ELA



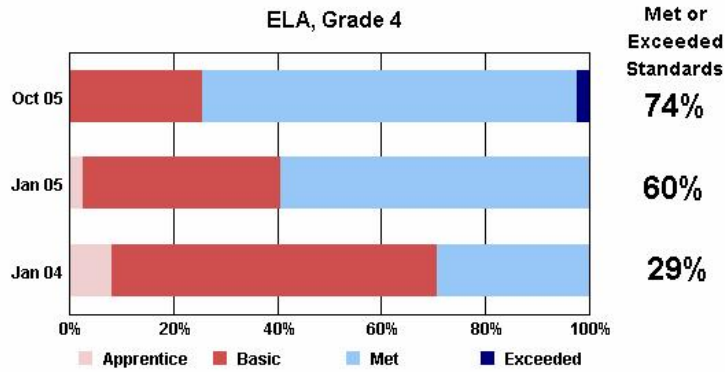
Reading



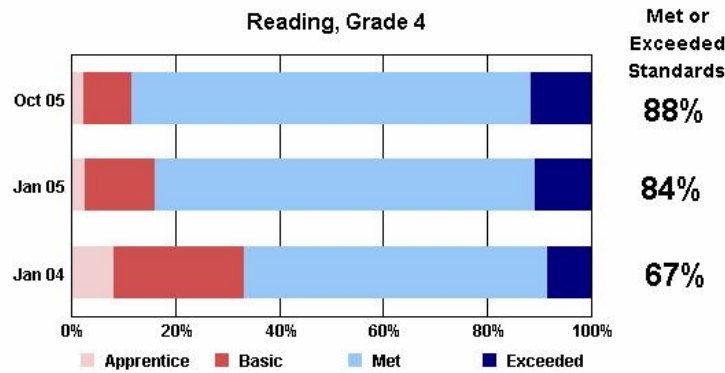
Writing



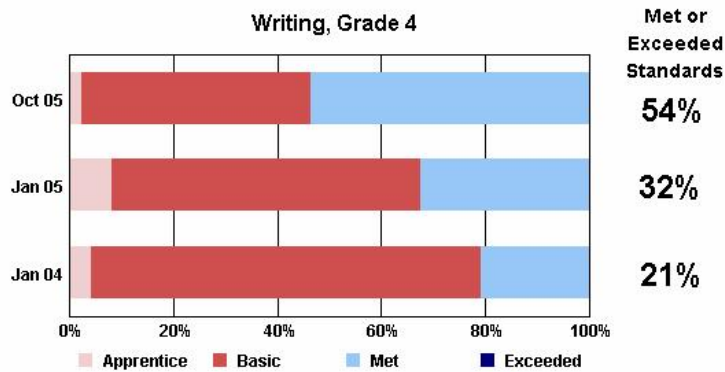
ELA



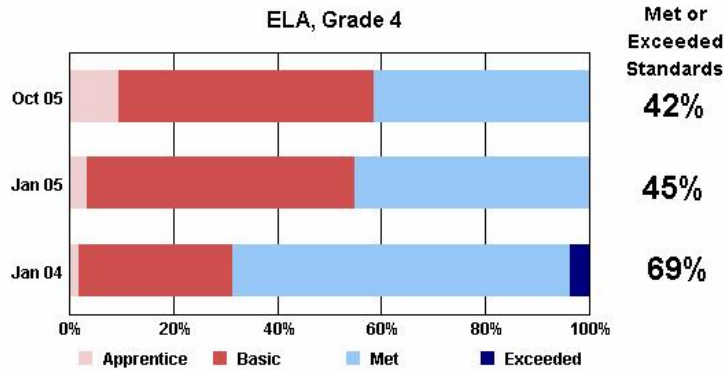
Reading



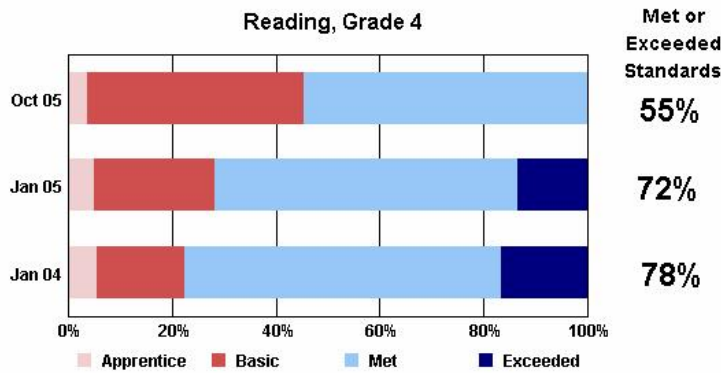
Writing



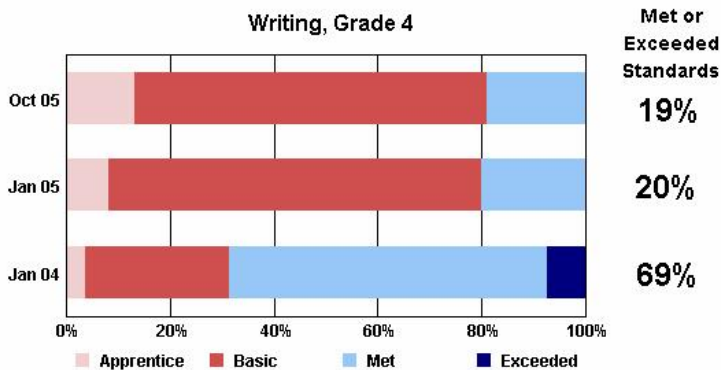
ELA



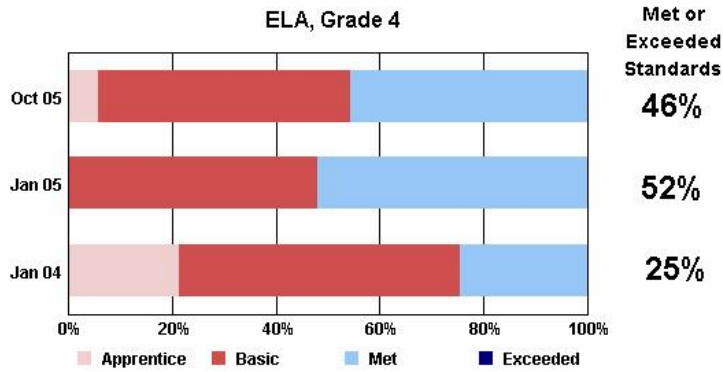
Reading



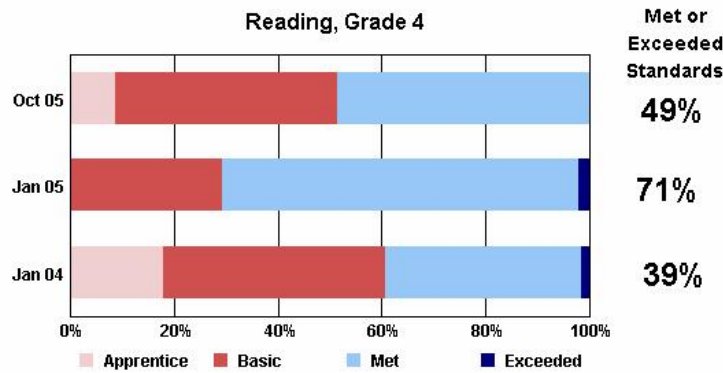
Writing



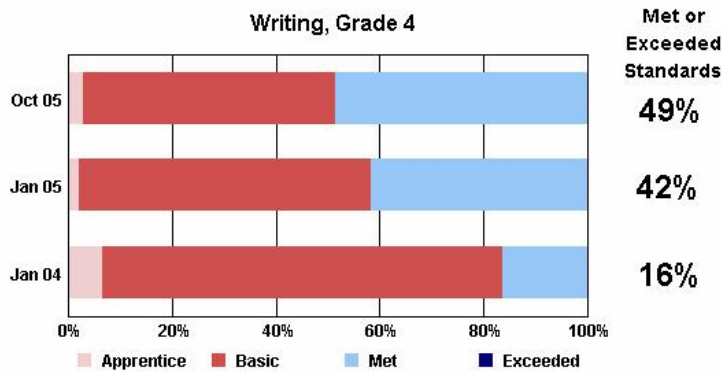
ELA



Reading



Writing

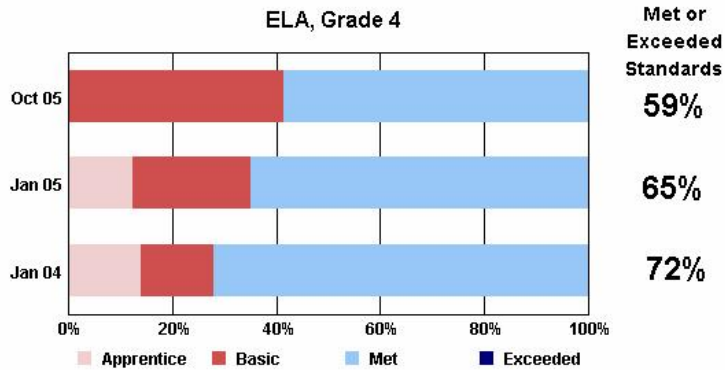


Perry and Associates

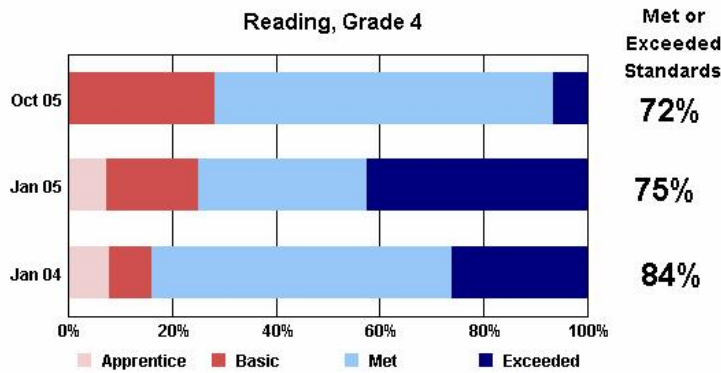
Flint schools, ELA MEAP scores, 2004-2006

McKinley—Grade 4

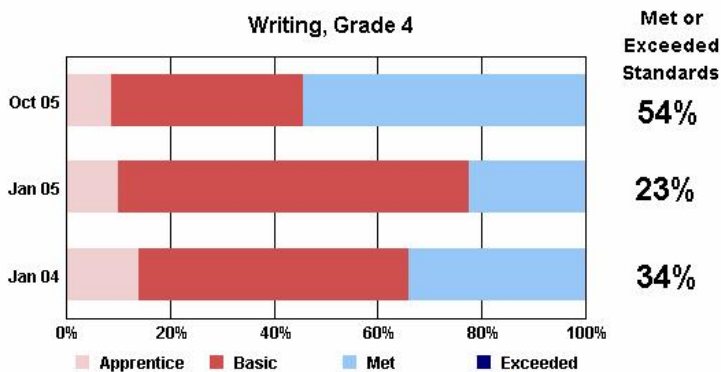
ELA



Reading



Writing

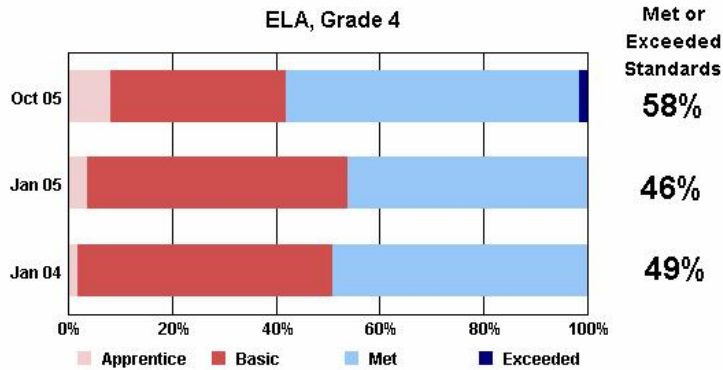


Perry and Associates

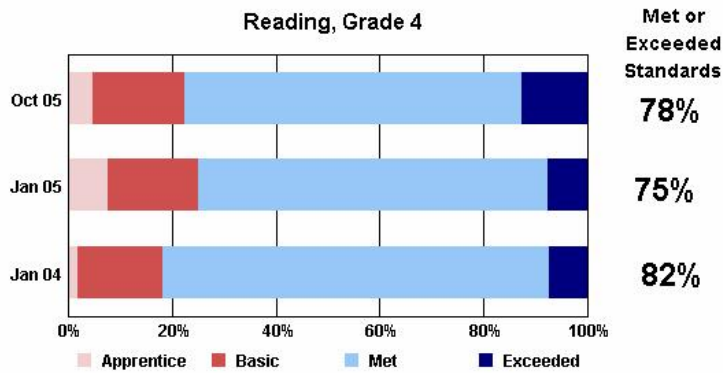
Flint schools, ELA MEAP scores, 2004-2006

Neithercut—Grade 4

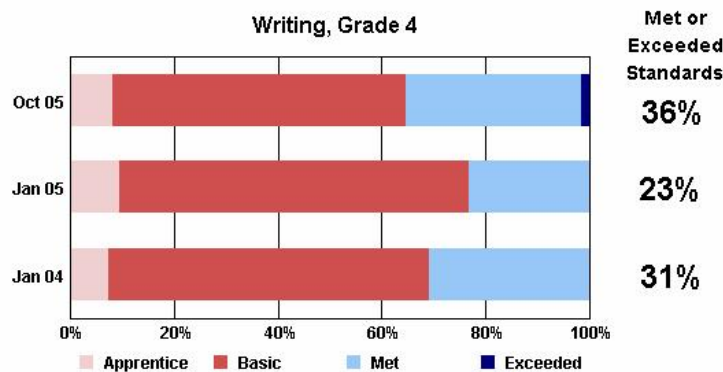
ELA



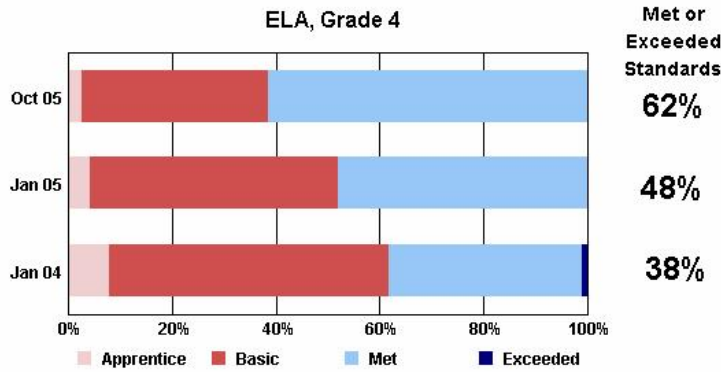
Reading



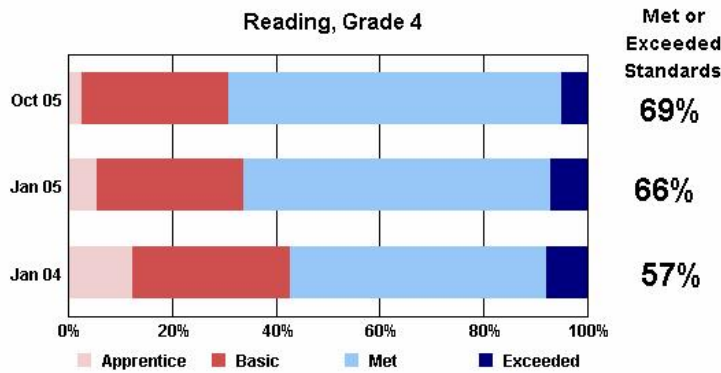
Writing



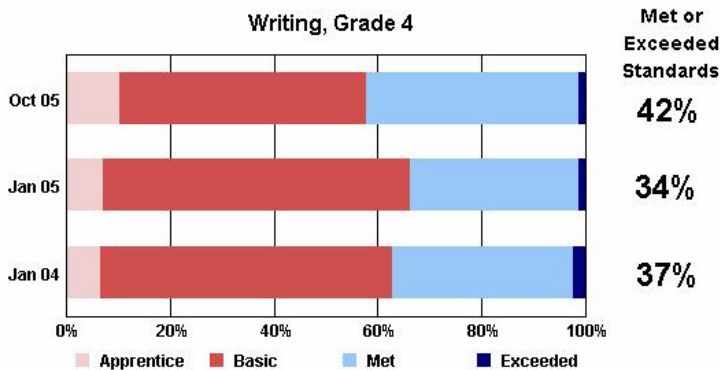
ELA



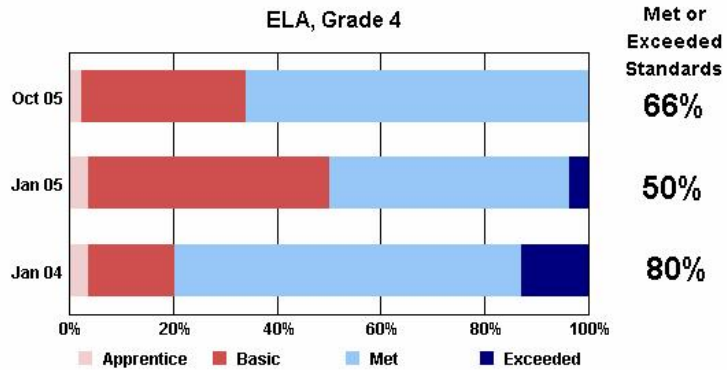
Reading



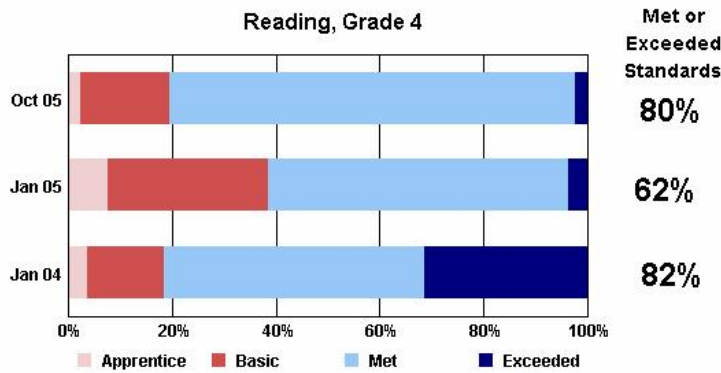
Writing



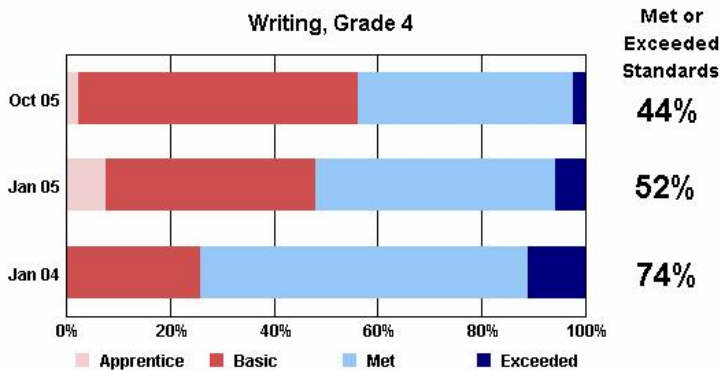
ELA



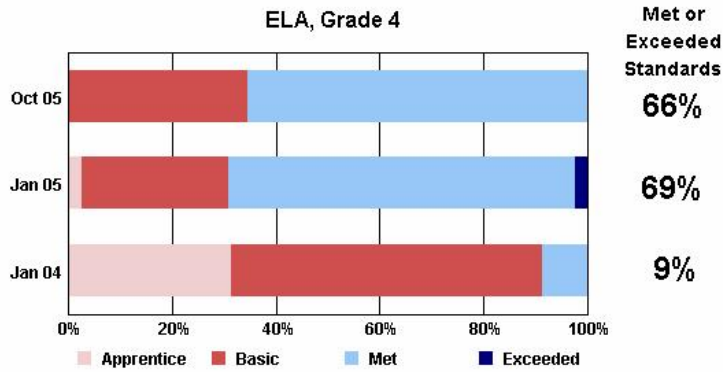
Reading



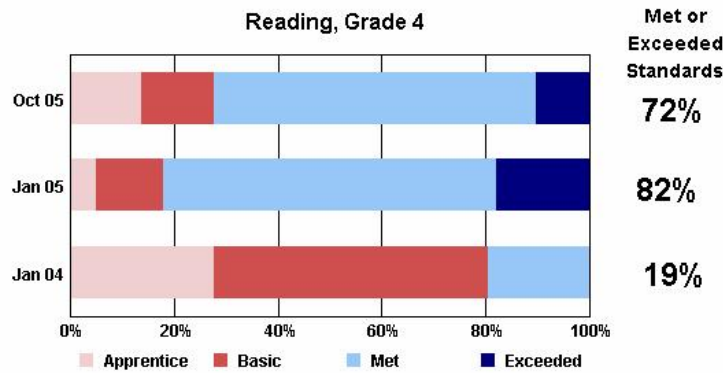
Writing



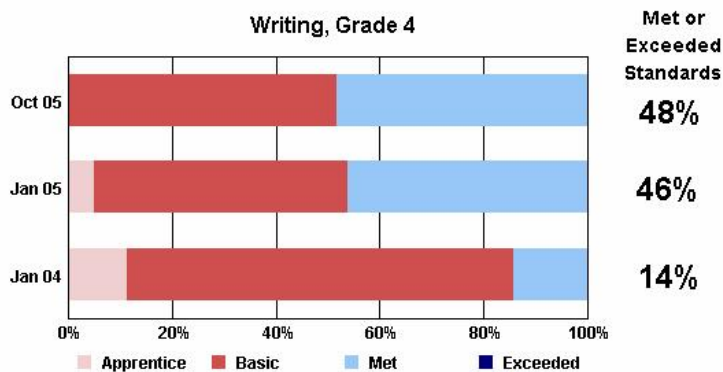
ELA



Reading



Writing

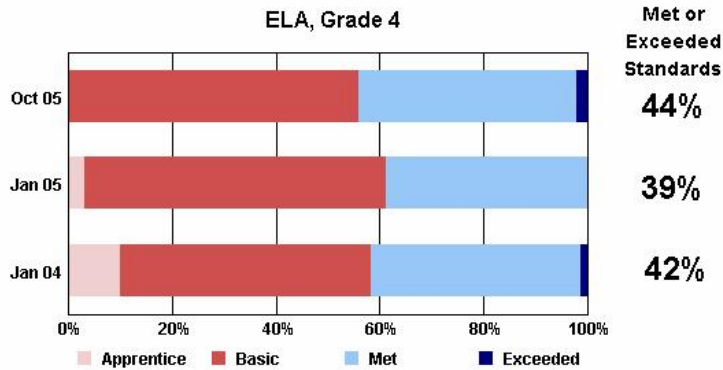


Perry and Associates

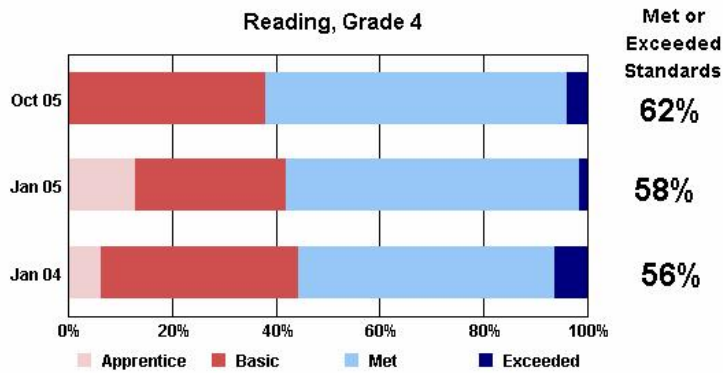
Flint schools, ELA MEAP scores, 2004-2006

Summerfield—Grade 4

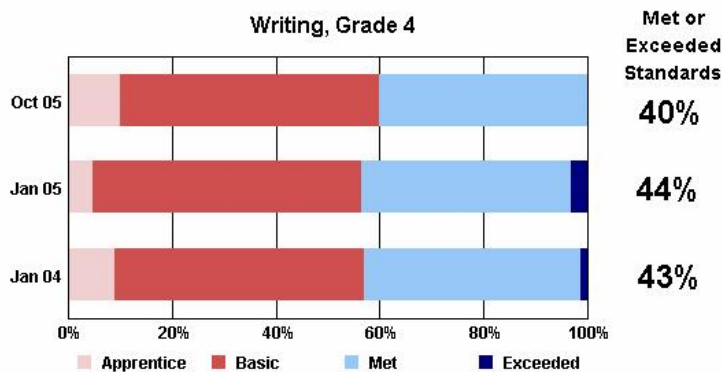
ELA



Reading



Writing

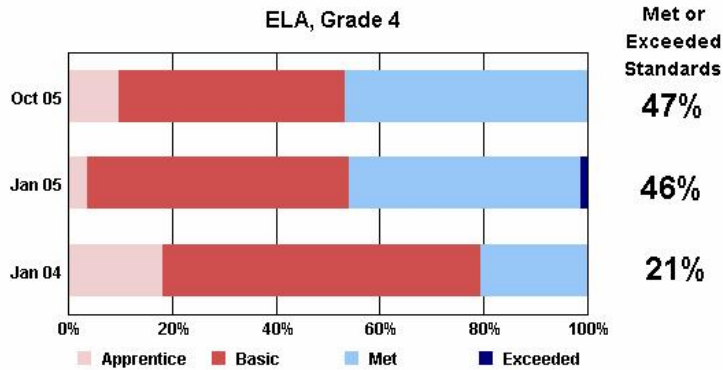


Perry and Associates

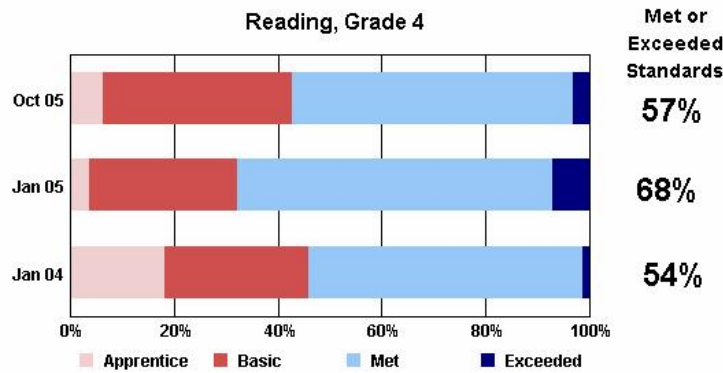
Flint schools, ELA MEAP scores, 2004-2006

Washington—Grade 4

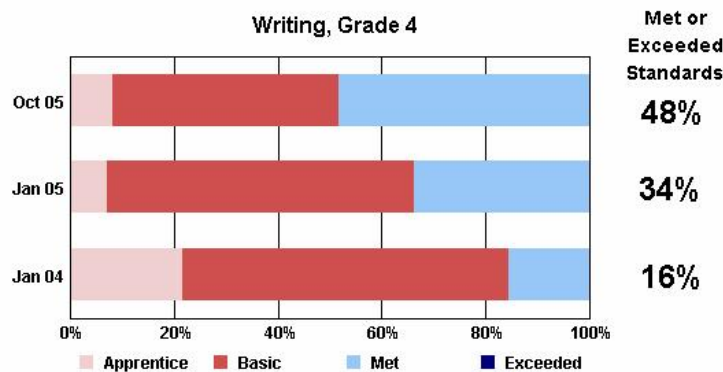
ELA



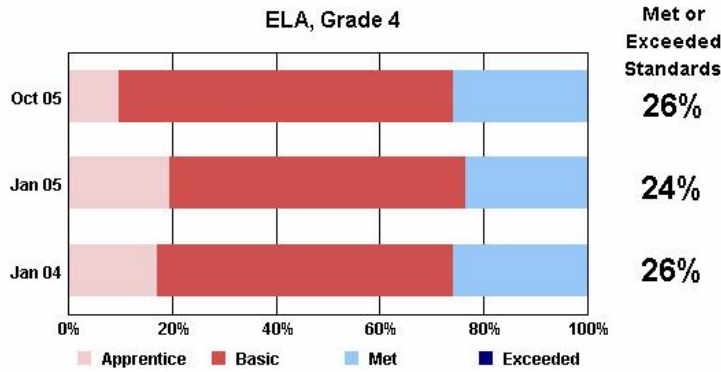
Reading



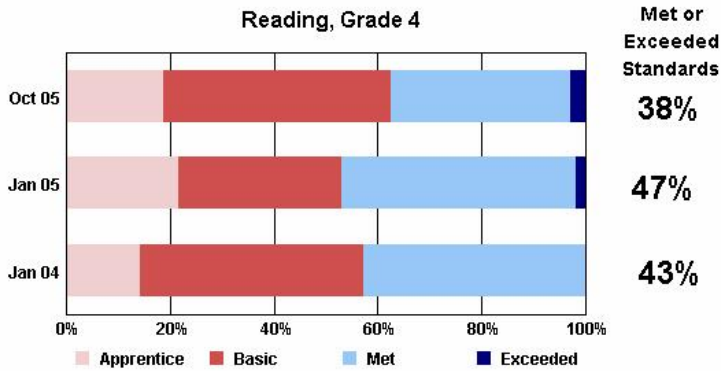
Writing



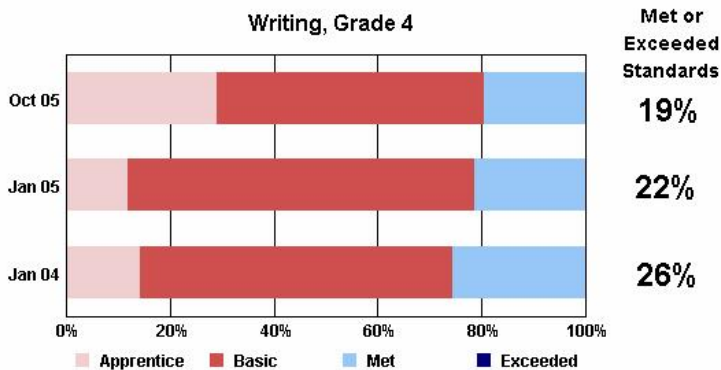
ELA



Reading



Writing

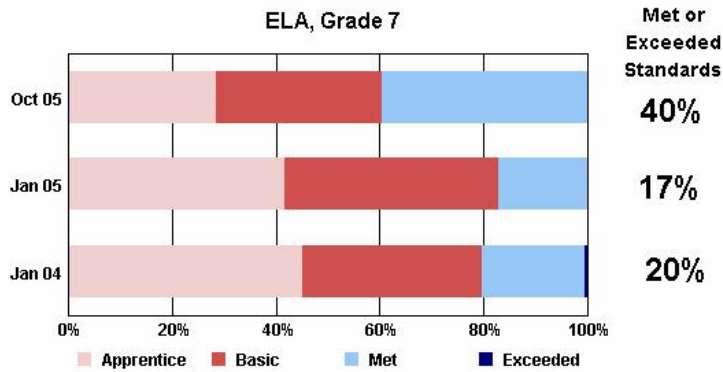


Perry and Associates

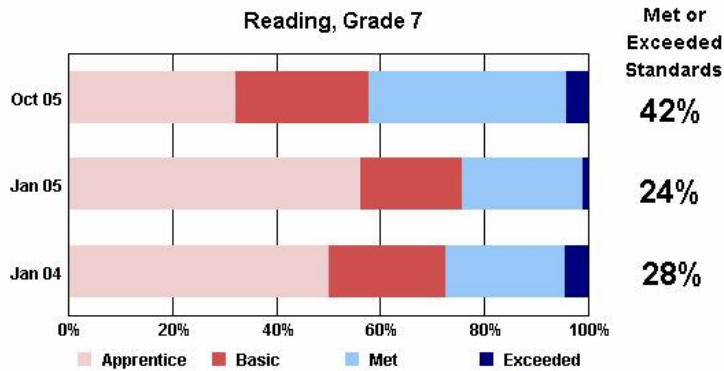
Flint schools, ELA MEAP scores, 2004-2006

Holmes—Grade 7

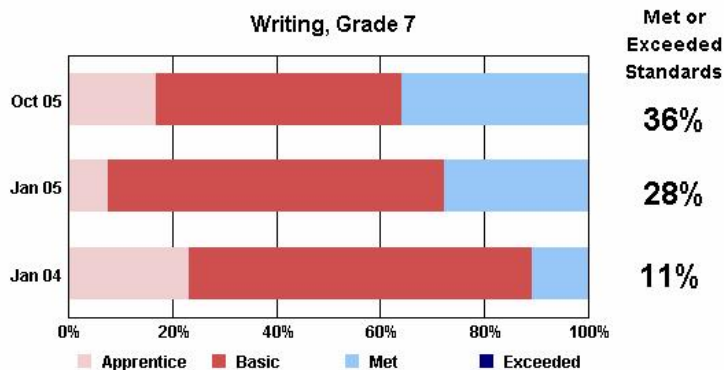
ELA



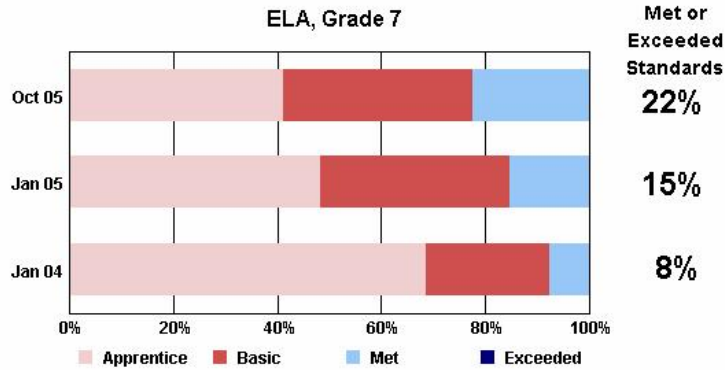
Reading



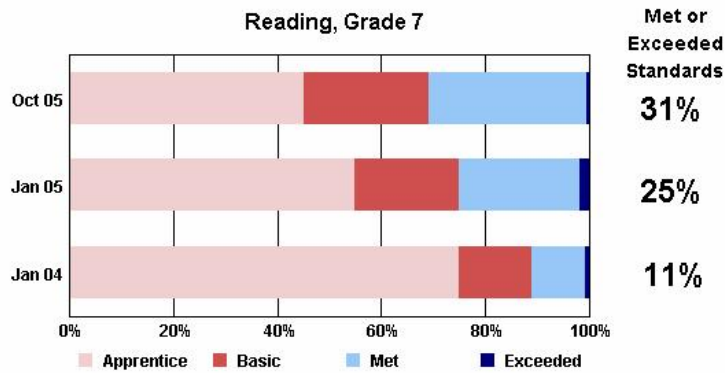
Writing



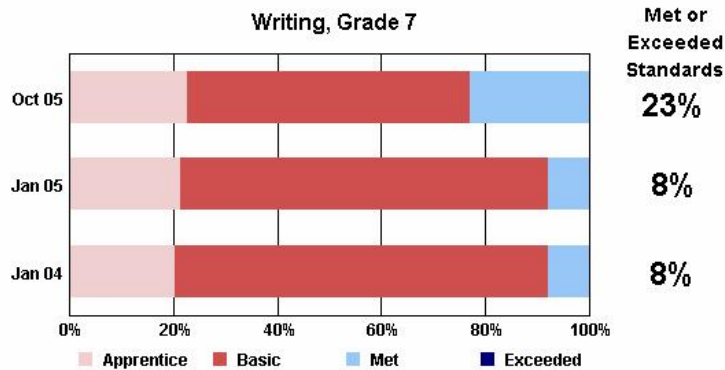
ELA



Reading



Writing

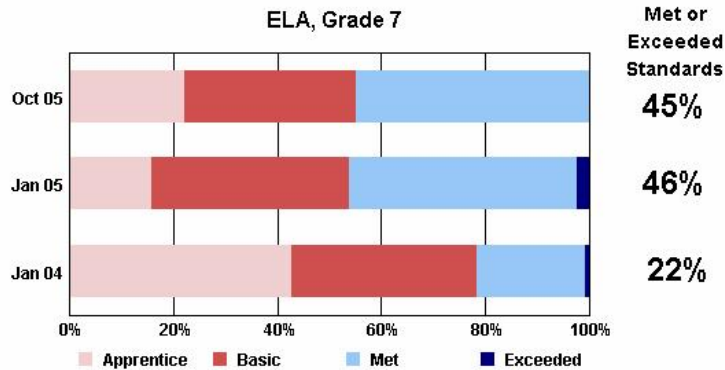


Perry and Associates

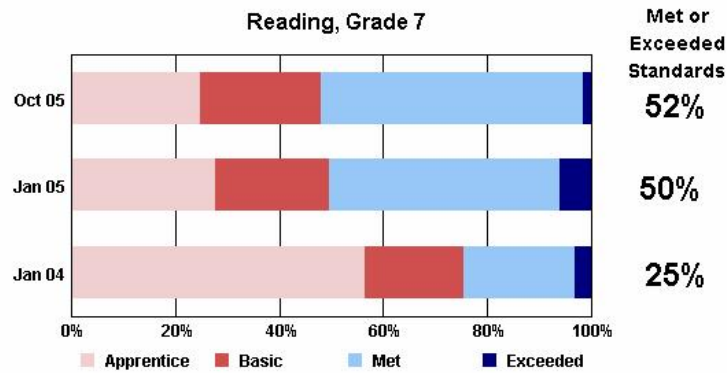
Flint schools, ELA MEAP scores, 2004-2006

McKinley—Grade 7

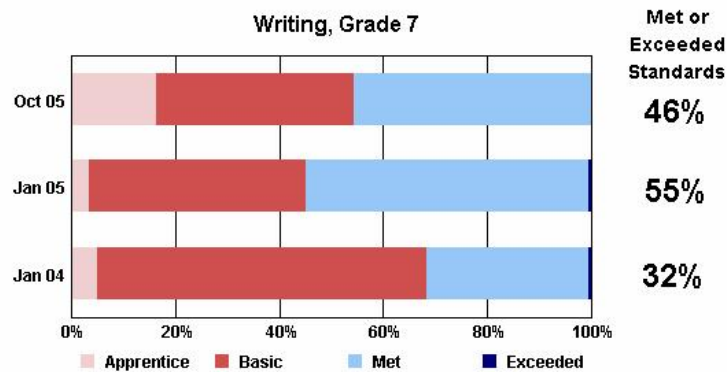
ELA



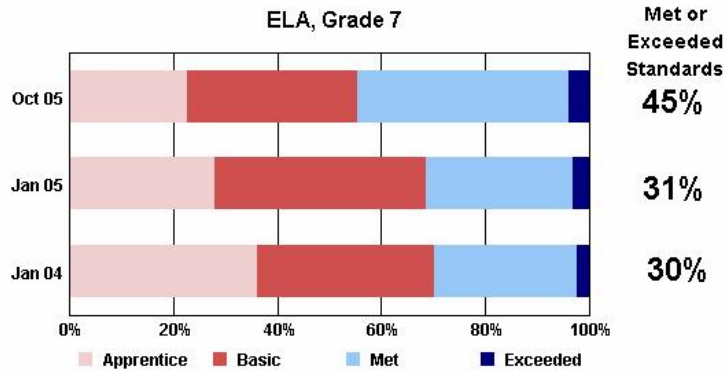
Reading



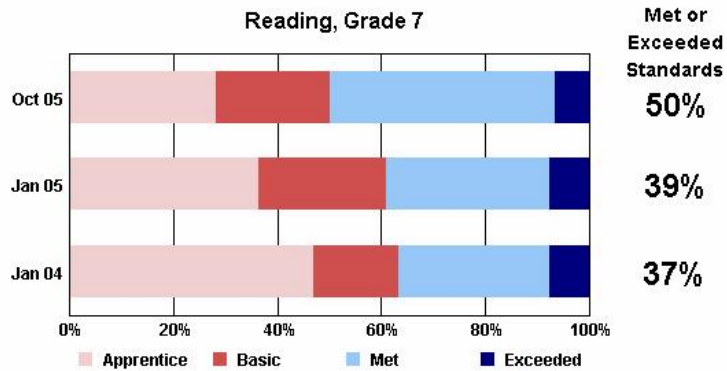
Writing



ELA



Reading



Writing

